



AXS System For Millwork & In-Wall



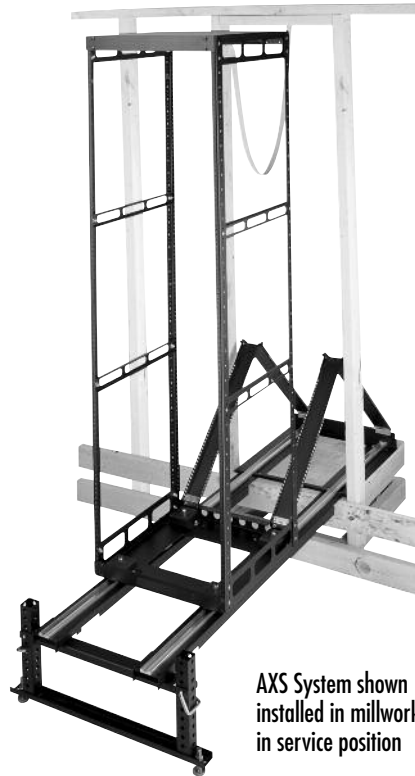
US Patent # 5, 443, 312

EIA/TIA Compliant

The AXS system allows an entire bay of equipment to pull out for easy installation or service. The telescoping service stand and tracks disconnect for storage.

Features

- Simplifies millwork cabinet design
- Shortens installation & service time
- Rack can be mounted from 3" to 40" off floor
- Available with 26", 20" and 16-1/2" frame depths
- Articulating cable carriers provide effective cable management
- Frame heights from 10 spaces (17-1/2") or 15 spaces (26-1/4") to 43 spaces (75-1/4")
- Service stand is quick and simple to install
- Ball bearings allow smooth roll out
- 650 lb. weight capacity with proper weight distribution



AXS System shown installed in millwork in service position

Also available



AX-SXR Rotating Slide-Out System for millwork and in-wall installations, please see A&E specification # 96-01000

Architects' and Engineers' Specifications

Patented EIA compliant 19" slide-out equipment rack for millwork installation shall be Middle Atlantic Products model # ___ (refer to chart). Rack shall have ___ useable rackspaces, overall height of __", and a useable depth of __" (refer to chart). Rough-in millwork dimensions shall have a minimum depth of __" (refer to chart) with a 1/2" setback, overall width of __" (refer to specs) and a weight capacity of 650 lbs. with proper weight distribution. Rack shall be constructed of the following materials: top, base, caster brackets, and horizontal braces shall be 13-gauge steel with black powder coat finish, rack uprights shall be 11-gauge steel rackrail with tapped 10-32 mounting holes in universal EIA spacing. Rackrail shall be finished in black e-coat with marked rackspaces, top and bottom trim panels shall be 11-gauge aluminum with a black brushed and anodized finish. Cable carrier shall be constructed of the following materials: cable carrier and lower hinges shall be constructed of 16-gauge steel, center hinge shall be constructed of 10-gauge steel and cable carrier shall be finished in a black powder coat. Rack top shall have openings to accept up to 2 fans, model # AXS-FAN (one fan) or AXS-FAN-K (two fans). Service tracks and stands shall be constructed of a 13-gauge steel frame with an aluminum extrusion. Service tracks for AXS, SAX and AXS-xx-26 systems shall be model # TRACK50 with a 50" track length and 48" rack frame extension depth. Service Tracks for AX-SX and SSAX systems shall be model # TRACK25 with a 25" track length and 25" rack frame extension depth. Service stand shall be model # TRACKL (for 2-1/4" - 3-1/4" mounting height off floor), TS310 (for

3"-11" mounting height off floor), TS1022 (for 10"-22" mounting height off floor) and TS1640 (for 16"-40" mounting height off floor). Rack shall be GREENGUARD Indoor Air Quality Certified for Children and Schools. Rack shall be RoHS EU Directive 2002 / 95 / EC compliant. Rack shall be manufactured by an ISO 9001 and ISO 14001 Registered Company. Rack shall be warrantied to be free from defects in material or workmanship for a period of 3 years.

OPTIONS

- Optional slim fan for AXS systems shall be model # AXS-FAN. Kit with 2 fans shall be model # AXS-FAN-K
- Optional 20" and 26" full-depth front and rear mount AXS rackshelf shall be model # SH-5A (fits AXS, AX-SX, SAX and SSAX), SH-5A-26 (fits AXS-XX-26)
- Optional cable management tray shall be model # AXS-WT25 (fits AX-SX, SSAX), AXS-WT50 (fits AXS, SAX)
- Brush gasket shall require 19-5/8" rough-in opening width and shall be model # BG17
- Gasket and guide to center rack and protect millwork requires 19-5/8" rough-in opening width and shall be model # AXS-GGxx (xx=depth of rack; 16, 20, 26)

CUSTOMIZABLE SPECIFICATION CLIPS AVAILABLE AT MIDDLEATLANTIC.COM

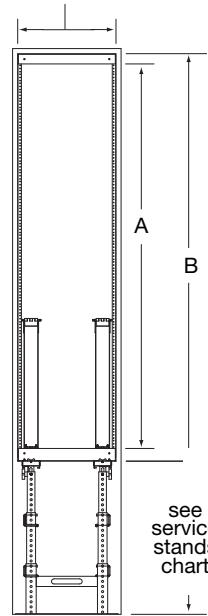
Specifications for AXS System

All dimensions in inches [Bracketed dimensions are in millimeters]



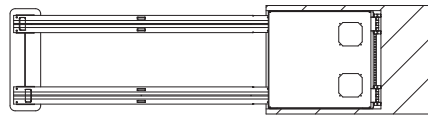
FRONT VIEW

19-1/4 [489] min. finished opening width without gasket
 19-5/8 [498] when using optional gasket

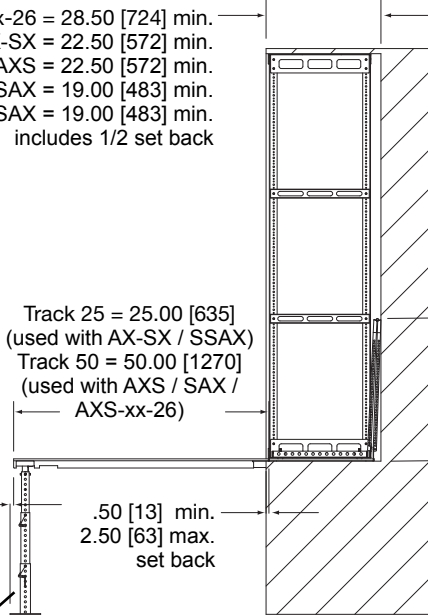


AXS-xx-26 = 28.50 [724] min.
 AX-SX = 22.50 [572] min.
 AXS = 22.50 [572] min.
 SSAX = 19.00 [483] min.
 SAX = 19.00 [483] min.
 includes 1/2 set back

TOP VIEW



SIDE VIEW



AXS-xx-26 = 28.00 [711]
 AX-SX = 17.00 [432]
 AXS = 28.00 [711]
 SSAX = 17.00 [432]
 SAX = 28.00 [711]

NOTE: Service stand TS1022 and TS1640 in outer-most position will extend .517" beyond track, TS310 will extend 4.743" beyond track, TRACKL does not extend beyond track.

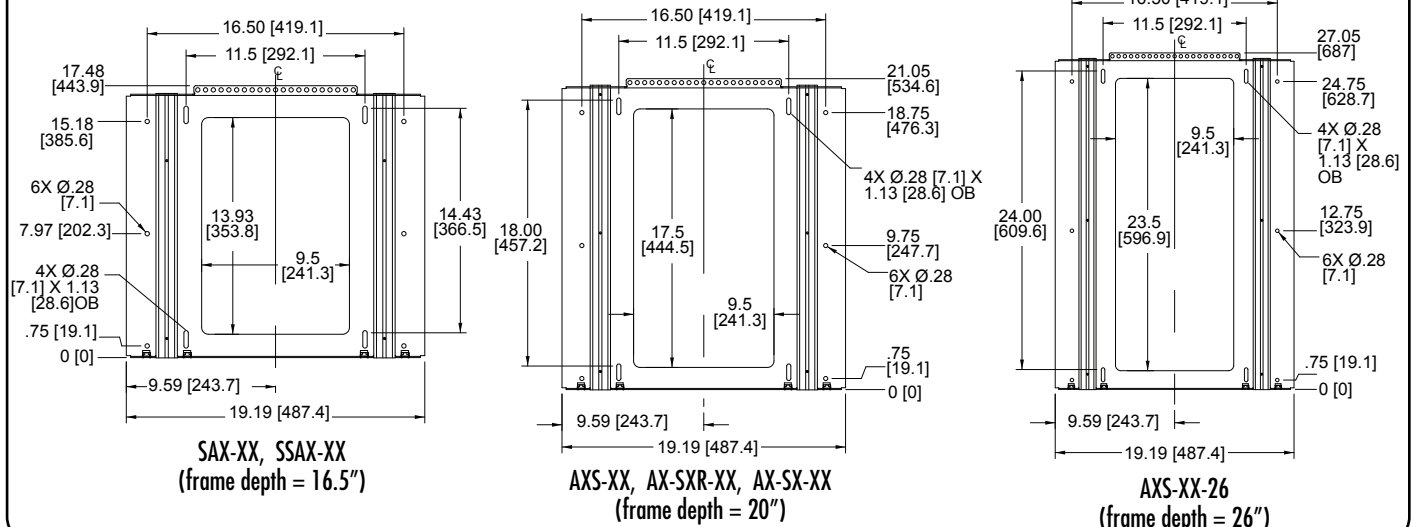
MILLWORK SPECIFICATIONS

A # OF USEABLE RACKSPACES	A USEABLE RACK HEIGHT (in.)	B MILLWORK OPENING HEIGHT (in.)*
**10	17-1/2 [444]	22-3/16 [568]
**11	19-1/4 [489]	23-15/16 [608]
**12	21 [533]	25-11/16 [653]
**13	22-3/4 [578]	27-7/16 [697]
**14	24-1/2 [622]	29-3/16 [741]
15	26-1/4 [667]	30-15/16 [786]
16	28 [711]	32-11/16 [837]
17	29-3/4 [756]	34-7/16 [875]
18	31-1/2 [800]	36-3/16 [919]
19	33-1/4 [845]	37-15/16 [964]
20	35 [889]	39-11/16 [1011]
21	36-3/4 [934]	41-7/16 [1053]
22	38-1/2 [978]	43-3/16 [1097]
23	40-1/4 [1022]	44-15/16 [1142]
24	42 [1067]	46-11/16 [1186]
25	43-3/4 [1112]	48-7/16 [1231]
26	45-1/2 [1156]	50-3/16 [1275]
27	47-1/4 [1200]	51-15/16 [1319]
28	49 [1244]	53-11/16 [1364]
29	50-3/4 [1289]	55-7/16 [1408]
30	52-1/2 [1334]	57-3/16 [1453]
31	54-1/4 [1378]	58-15/16 [1497]
32	56 [1423]	60-11/16 [1545]
33	57-3/4 [1467]	62-7/16 [1586]
34	59-1/2 [1512]	64-3/16 [1631]
35	61-1/4 [1556]	65-15/16 [1675]
36	63 [1600]	67-11/16 [1720]
37	64-3/4 [1645]	69-7/16 [1764]
38	66-1/2 [1689]	71-3/16 [1809]
39	68-1/4 [1734]	72-15/16 [1853]
40	70 [1778]	74-11/16 [1898]
41	71-3/4 [1823]	76-7/16 [1942]
42	73-1/2 [1867]	78-3/16 [1986]
43	75-1/4 [1912]	79-15/16 [2031]

* When using optional gasket and guide kit, 3/8" must be added to millwork opening height.

** AX-SX & SSAX only

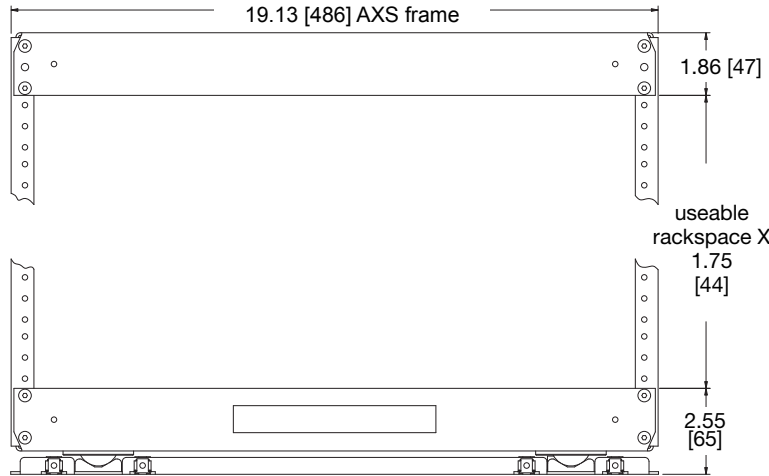
BASE DIMENSIONS



Specifications for AXS System

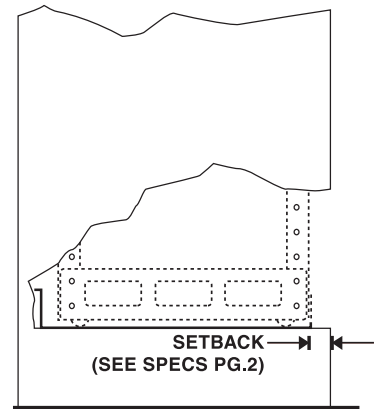


FRONT VIEW
(AXS inner frame)



All dimensions in inches [Bracketed dimensions are in millimeters]

SETBACK



NOTE:

To calculate rail to front edge clearance, use the numbers in "Millwork Specs" in conjunction with the clearance for any door or face you may provide for your millwork installation.

Millwork Specifications

Part #		Extension Length	Frame Depth	Millwork Opening Depth	Millwork Opening Width	Millwork Opening Height
AXS-xx-26*	Replace 'xx' with the # of useable spaces (15 to 43 spaces)	48 [1219]	26 [660]	28-1/2 [724]	19-1/4 [489] min. *	number of useable rackspaces + 4.688 [119]
AXS-xx*	Replace 'xx' with the # of useable spaces (15 to 43 spaces)	48 [1219]	20 [508]	22-1/2 [572]	19-1/4 [489] min. *	number of useable rackspaces + 4.688 [119]
AX-SX-xx*	Replace 'xx' with the # of useable spaces (10 to 43 spaces)	25 [635]	20 [508]	22-1/2 [572]	19-1/4 [489] min. *	number of useable rackspaces + 4.688 [119]
SAX-xx*	Replace 'xx' with the # of useable spaces (15 to 43 spaces)	48 [1219]	16-1/2 [419]	19 [483]	19-1/4 [489] min. *	number of useable rackspaces + 4.688 [119]
SSAX-xx*	Replace 'xx' with the # of useable spaces (10 to 43 spaces)	25 [635]	16-1/2 [419]	19 [483]	19-1/4 [489] min. *	number of useable rackspaces + 4.688 [119]

* When used with gasket and guide kit millwork opening width must be 19-5/8 [498] min.

Service Stands

Part #	Height Range Off of the Floor
TRACKL	2-1/4 [57] to 3-1/4 [82]
TS310	3 [76] to 11 [279]
TS1022	10 [254] to 22 [559]
TS1640	16 [406] to 40 [1016]

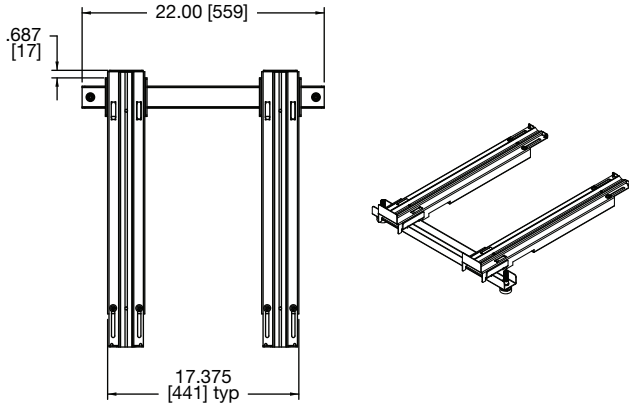
Service Tracks: available in 2 lengths

Part #	Use with	Track Length
TRACK50	AXS, SAX, AXS-xx-26	50 [1270]
TRACK25	AX-SX, SSAX	25 [635]

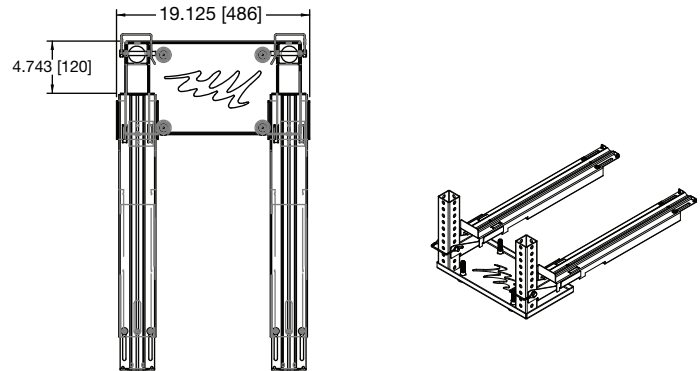
Service Stands

All dimensions in inches [Bracketed dimensions are in millimeters]

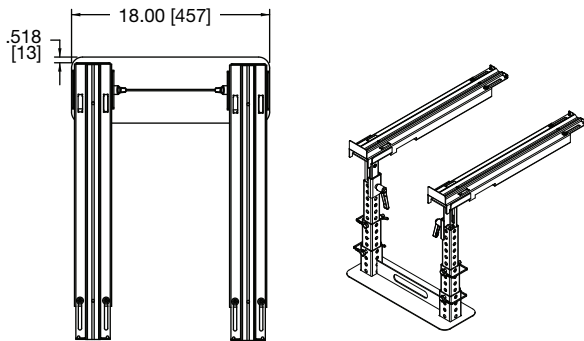
TRACKL with TRACK25



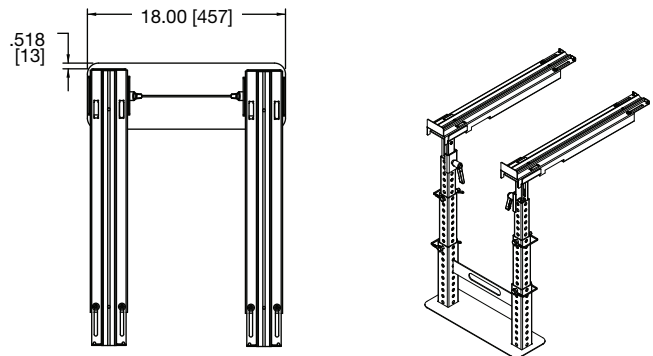
TS310 with TRACK25



TS1022 with TRACK25



TS1640 with TRACK25



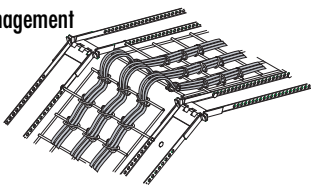
Service Stands	
Part #	Height Range Off of the Floor
TRACKL	2-1/4 [57] to 3-1/4 [82]
TS310	3 [76] to 11 [279]
TS1022	10 [254] to 22 [559]
TS1640	16 [406] to 40 [1016]



AXS Cable Carrier

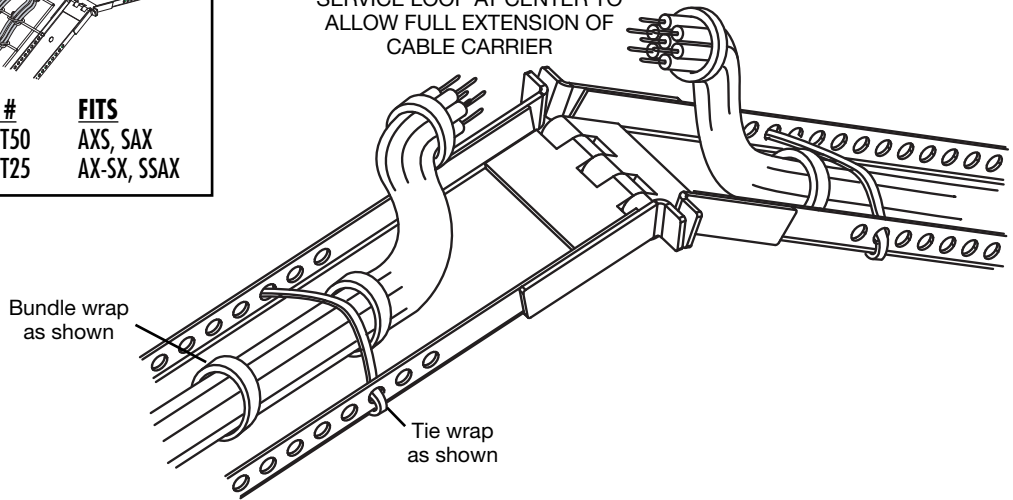


Optional cable management tray is available to handle large cable bundles



PART #	FITS
AXS-WT50	AXS, SAX
AXS-WT25	AX-SX, SSAX

SERVICE LOOP AT CENTER TO ALLOW FULL EXTENSION OF CABLE CARRIER



Also available from Middle Atlantic Products

AX-SXR Rotating Slide-Out System for millwork and in-wall installations, please see A&E specification # 96-01000



AXS System factory-installed in Middle Atlantic Products steel cabinets, please see A&E Specification # 96-055S.



* For information on host cabinets, please see
 A&E Specification
 # 96-052SA (WRK-SA)
 # 96-039 (MRK)
 # 96-038 (ERK)